


**AP Series**

**FiberExpress - Patch Panels in rack and wall mount with Splice Tray and Adapter Strips**



For more information please  
call  
1-800-Belden1

See Put-ups and Colors

**Description:**

FiberExpress Patch Panels in rack and wall mount with Splice Tray and Adapter Strips

**SUITABLE APPLICATIONS:**

Suitable Applications

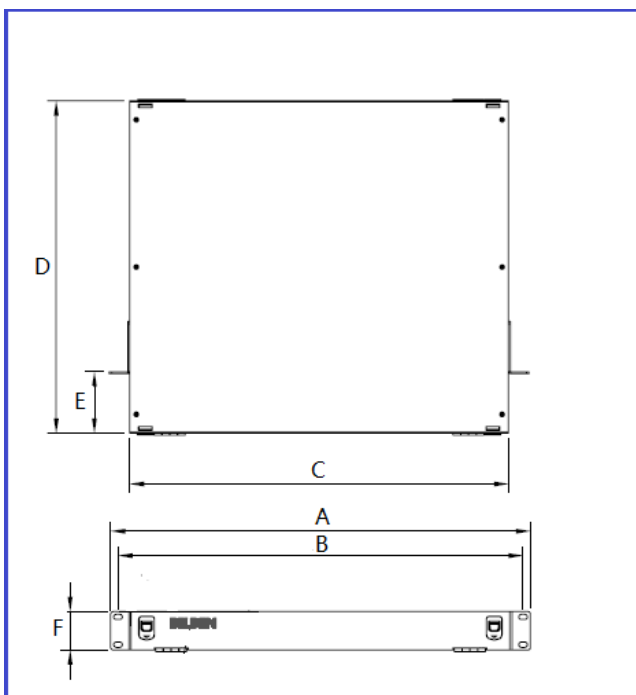
Fiber Patch Panel, that can accommodate a variety of Fiber connectors and terminated to fiber cables using Splicing or other methods. Typically used in Server rooms, Network rooms, Data Centres and Small offices. Can be mounted directly on any 19" rack or cabinet.

**OUTLET SPECIFICATION:**

Material

Steel

**Rack Mount Patch Panel Dimensions (mm) - below drawing & table:**

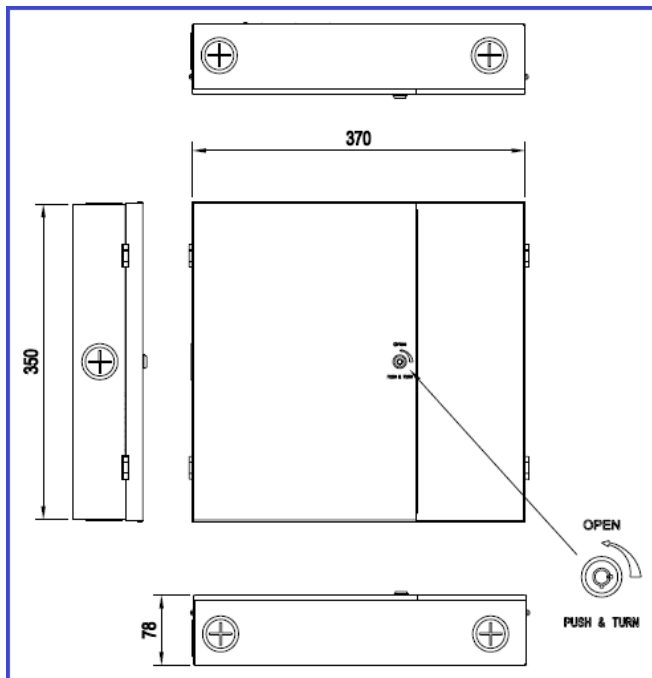


## AP Series

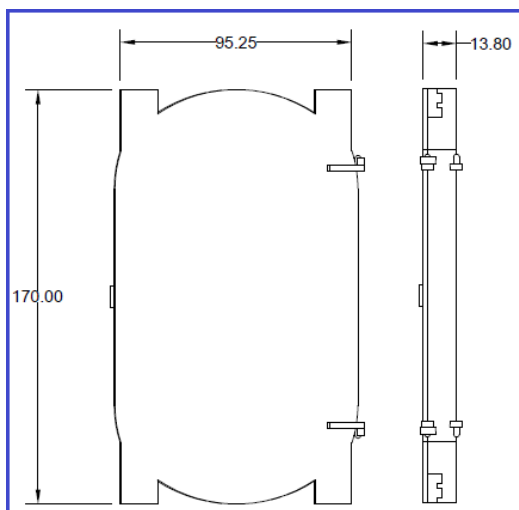
### FiberExpress - Patch Panels in rack and wall mount with Splice Tray and Adapter Strips

Part number	"A"	"B"	"C"	"D"	"E"	"F"
AP100041	482	465	435	380	70	44
AP100068	482	465	435	380	70	88
AP100116	482	465	435	380	70	177

Wall Mount Patch Panel Dimensions (mm) - below drawing:



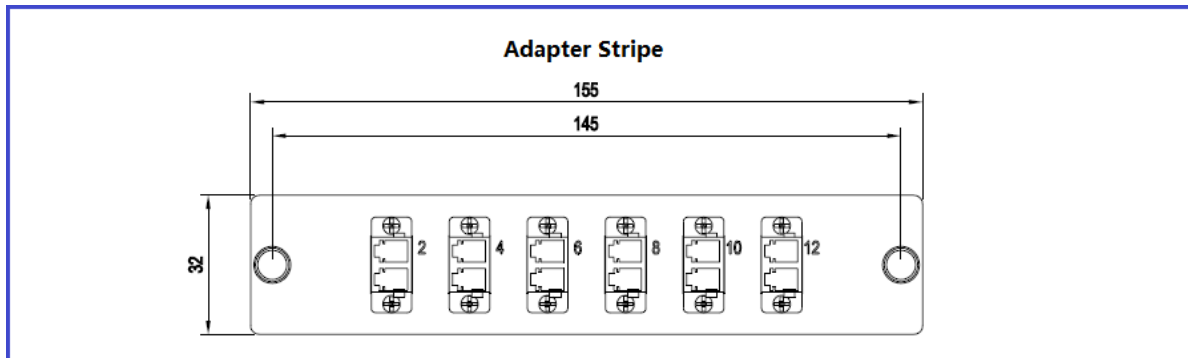
24F Splice Tray Dimensions(mm) as below:



## AP Series

### FiberExpress - Patch Panels in rack and wall mount with Splice Tray and Adapter Strips

Adapter Stripe Dimensions(mm) as below:



#### APPLICABLE STANDARDS:

Suitable standard	ISO 2768-1
-------------------	------------

#### SUITABILITY:

Suitability - Indoor	Yes
----------------------	-----

#### SOME STANDARD PART NUMBERS:

Item	Description	Put up (pcs)	Color
AP100041	1U 2 slots Rack mount Patch panel, Including 1 x 24F splice tray	1	BLACK
AP100068	2U 4 slots Rack mount Patch panel, Including 2 x 24F splice trays	1	BLACK
AP100116	4U 8 slots Rack mount Patch panel, Including 4 x 24F splice trays	1	BLACK
AP100042	2 slots Wall mount Patch panel, Including 1 x 24F splice tray	1	BLACK
AP101731	12F LC Duplex adapter strip, Ceramic sleeve for SM	1	BLACK
AP101729	12F LC Duplex adapter strip, Ceramic sleeve for MM	1	BLACK
AP101743	24F LC Duplex adapter strip, Ceramic sleeve for SM	1	BLACK
AP101741	24F LC Duplex adapter strip, Ceramic sleeve for MM	1	BLACK
AP100538	6F SC Simplex adapter strip, Ceramic sleeve SM	1	BLACK
AP100092	6F SC Simplex adapter strip, Ceramic sleeve MM	1	BLACK
AP101407	6F SC Duplex adapter strip, Ceramic sleeve SM	1	BLACK
AP100094	6F SC Duplex adapter strip, Ceramic sleeve MM	1	BLACK
AP100532	12F SC Simplex adapter strip, Ceramic sleeve SM	1	BLACK
AP100084	12F SC Simplex adapter strip, Ceramic sleeve MM	1	BLACK
AP101409	12F SC Duplex adapter strip, Ceramic sleeve SM	1	BLACK
AP100098	12F SC Duplex adapter strip, Ceramic sleeve MM	1	BLACK
AP100534	6F ST adapter strip, Ceramic sleeve SM	1	BLACK
AP100088	6F ST adapter strip, PB Sleeve MM	1	BLACK
AP100528	12F ST simplex adapter strip, Ceramic sleeve SM	1	BLACK

## AP Series

### FiberExpress - Patch Panels in rack and wall mount with Splice Tray and Adapter Strips

AP100080	12F ST simplex adapter strip ,PB Sleeve MM	1	BLACK
AP100051	6F FC SM adapter strip ,Ceramic Sleeve	1	BLACK
AP100052	6F FC MM adapter strip ,Ceramic Sleeve	1	BLACK
AP100053	12F FC SM adapter strip ,Ceramic Sleeve	1	BLACK
AP100054	12F FC MM adapter strip ,Ceramic Sleeve	1	BLACK
AP100066	Blank adapter strip	1	BLACK
AP100001	Additional 24F Splice tray ABS	1	BEIGE

Revision Number: 3

Revision Date: 1/12/2015

©Copyright 2015 Belden, Inc  
All Rights Reserved.

Although Belden ("Belden") makes every reasonable effort to ensure their accuracy at the time of this publication, information and specifications described herein are subject to error or omission and to change without notice, and the listing of such information and specifications does not ensure product availability.

Belden provides the information and specifications herein on an "AS IS" basis, with no representations or warranties, whether express, statutory or implied. In no event will Belden be liable for any damages (including consequential, indirect, incidental, special, punitive, or exemplary damages) whatsoever, even if Belden has been advised of the possibility of such damages, whether in an action under contract, negligence or any other theory, arising out of or in connection with the use, or inability to use, the information or specifications described herein.

All sales of Belden products are subject to Belden's standard terms and conditions of sale.

Belden believes this product to be in compliance with the following environmental regulations: California Proposition 65 Consent Judgment For Wire & amp; Cable Mfgs.(San Francisco Superior Court Nos. 312962 And 320342); EU RoHS (Directive 2002/95/EC, 27-Jan2003); Material manufactured prior to the compliance date may still be in stock at Belden facilities and in our Distributor's inventory. EU ELV (Directive 2000/53/EC, 18-Sept-2000); EU WEEE (Directive 2002/96/EC, 27-Jan-2003); And EU BFR (Directive 2003/11/EC, 6-Feb2003). The information provided in this Product Disclosure, and the identification of materials listed as reportable or restricted within the Product Disclosure, is correct to the best of Belden's knowledge, information and belief at the date of its publication. The information provided in the Product Disclosure is designed only as a general guide for the safe handling, storage, and any other operation of the product itself or the one that it becomes a part of. This Product Disclosure is not to be considered a warranty or quality specification. Regulatory information is for guidance purposes only. Product users are responsible for determining the applicability of legislation and regulations based on their individual usage of the product.

Belden declares this product to be in compliance with EU LVD (Low Voltage Directive 73/23/EEC), as amended by directive 93/68/EEC.